

**Q-Line** series  
48V TRACK SYSTEM

**KARIZMA** **luce**

• LED'S DELIGHT •

## BENEFITS AT A GLANCE.

Thanks to the design of a low voltage system, the track luminaires can be very small, compared with common 230V track systems. This great benefit leads to extraordinary designs and follows the trends in the market of miniaturization of LED luminaires.

- Compact dimensions and timeless design
- DALI and ON/OFF
- Available track lengths: 1m, 1.5m and 2m
- Maximum distance between AC/DC converter and last luminaire: 15m with 2.5mm. wiring
- Available with 4 types of rails:
  1. recessed deep
  2. surfaced mini
  3. surfaced rail high
  4. suspension set to suspend one of the surfaced rails.

Choose a luminaire, white or black body and add your anti glare Dea Della Luce reflector to enrich your interior in unprecedented ways.

## JUST LET THE LIGHT PLAY THE MAIN ROLE.

Welcome to the world of miniature luminaires: the Q-Line Series 48V track system of Karizma Luce. We introduce a new low voltage spotlight collection, more compact than ever before. The Q-Line 48V track series excels in its versatility, efficiency and aesthetics.

## 48V; A REAL GAME CHANGER.

The very compact dimensions and timeless design, combined with a wide range of options and the effortless installation, make the Q-Line series a real game changer. These miniature luminaires can be adjusted just the way you want it, ready to make a big impact.

## PLUG, PLAY AND CREATE.

The 48V track spots are mounted in a subtle rail and are available as recessed, surface and suspended version. This special 48V rail system is perfect for areas where constant flexibility is required, such as luxury homes, shops and galleries. Thanks to the 48V low voltage you can just simply plug and play to create a vibrant lighting solution.

# Content.

**6**

Dea Juno-Q1 / Q2 XS

**10**

Dea Juno-Q1 / Q2 DUO XS

**14**

Dea Juventas-Q XS

**20**

Dea Vesta-Q1 / Q2

**24**

Dea Eros-Q traccia

**30**

Dea Eros-Q pendulo

**34**

Linea-Q1 Lens

**36**

Linea-Q1 Lens Adjustable

**38**

Linea-Q1 Opal

**40**

48V Track Parts

**42**


Installation manual

**Q-Line series**  
48V TRACK SYSTEM




**Dea Juno-Q1 / Q2 XS**  
*small, smart and balanced.*

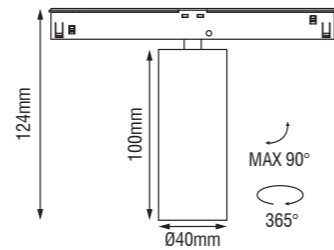
The 48V luminaire Dea Juno is a real eye-catcher thanks to its small measurements, deep recessed light source and beautiful colour options. Use the Dea Juno in combination with Casambi to create a smart and balanced lighting solution. Particularly suitable for use in boutiques, hospitality and even in homes.




Dea Juno-Q1 XS.



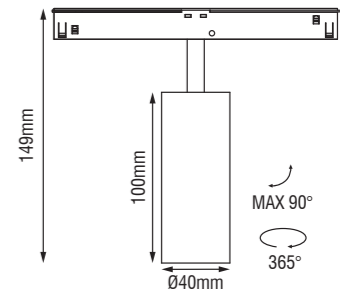
| Description  | Reflector         | Angle | White           | Black           |
|--------------|-------------------|-------|-----------------|-----------------|
| 490lm 927 7W | black high gloss  | 34°   | Q611BW92734BGF0 | Q611BB92734BGF0 |
| 500lm 930 7W | black high gloss  | 34°   | Q611BW93034BGF0 | Q611BB93034BGF0 |
| 510lm 940 7W | black high gloss  | 34°   | Q611BW94034BGF0 | Q611BB94034BGF0 |
| 490lm 927 7W | silver high gloss | 34°   | Q611BW92734SGF0 | Q611BB92734SGF0 |
| 500lm 930 7W | silver high gloss | 34°   | Q611BW93034SGF0 | Q611BB93034SGF0 |
| 510lm 940 7W | silver high gloss | 34°   | Q611BW94034SGF0 | Q611BB94034SGF0 |
| 490lm 927 7W | chrome            | 34°   | Q611BW92734CHF0 | Q611BB92734CHF0 |
| 500lm 930 7W | chrome            | 34°   | Q611BW93034CHF0 | Q611BB93034CHF0 |
| 510lm 940 7W | chrome            | 34°   | Q611BW94034CHF0 | Q611BB94034CHF0 |
| 490lm 927 7W | white             | 34°   | Q611BW92734WHF0 | Q611BB92734WHF0 |
| 500lm 930 7W | white             | 34°   | Q611BW93034WHF0 | Q611BB93034WHF0 |
| 510lm 940 7W | white             | 34°   | Q611BW94034WHF0 | Q611BB94034WHF0 |
| 490lm 927 7W | gold              | 34°   | Q611BW92734GOF0 | Q611BB92734GOF0 |
| 500lm 930 7W | gold              | 34°   | Q611BW93034GOF0 | Q611BB93034GOF0 |
| 510lm 940 7W | gold              | 34°   | Q611BW94034GOF0 | Q611BB94034GOF0 |
| 490lm 927 7W | black matt        | 34°   | Q611BW92734BMF0 | Q611BB92734BMF0 |
| 500lm 930 7W | black matt        | 34°   | Q611BW93034BMF0 | Q611BB93034BMF0 |
| 510lm 940 7W | black matt        | 34°   | Q611BW94034BMF0 | Q611BB94034BMF0 |
| 490lm 927 7W | copper            | 34°   | Q611BW92734COF0 | Q611BB92734COF0 |
| 500lm 930 7W | copper            | 34°   | Q611BW93034COF0 | Q611BB93034COF0 |
| 510lm 940 7W | copper            | 34°   | Q611BW94034COF0 | Q611BB94034COF0 |




Dea Juno-Q2 XS.



| Description  | Reflector         | Angle | White           | Black           |
|--------------|-------------------|-------|-----------------|-----------------|
| 490lm 927 7W | black high gloss  | 34°   | Q621BW92734BG00 | Q621BB92734BG00 |
| 500lm 930 7W | black high gloss  | 34°   | Q621BW93034BG00 | Q621BB93034BG00 |
| 510lm 940 7W | black high gloss  | 34°   | Q621BW94034BG00 | Q621BB94034BG00 |
| 490lm 927 7W | silver high gloss | 34°   | Q621BW92734SG00 | Q621BB92734SG00 |
| 500lm 930 7W | silver high gloss | 34°   | Q621BW93034SG00 | Q621BB93034SG00 |
| 510lm 940 7W | silver high gloss | 34°   | Q621BW94034SG00 | Q621BB94034SG00 |
| 490lm 927 7W | chrome            | 34°   | Q621BW92734CH00 | Q621BB92734CH00 |
| 500lm 930 7W | chrome            | 34°   | Q621BW93034CH00 | Q621BB93034CH00 |
| 510lm 940 7W | chrome            | 34°   | Q621BW94034CH00 | Q621BB94034CH00 |
| 490lm 927 7W | white             | 34°   | Q621BW92734WH00 | Q621BB92734WH00 |
| 500lm 930 7W | white             | 34°   | Q621BW93034WH00 | Q621BB93034WH00 |
| 510lm 940 7W | white             | 34°   | Q621BW94034WH00 | Q621BB94034WH00 |
| 490lm 927 7W | gold              | 34°   | Q621BW92734GO00 | Q621BB92734GO00 |
| 500lm 930 7W | gold              | 34°   | Q621BW93034GO00 | Q621BB93034GO00 |
| 510lm 940 7W | gold              | 34°   | Q621BW94034GO00 | Q621BB94034GO00 |
| 490lm 927 7W | black matt        | 34°   | Q621BW92734BM00 | Q621BB92734BM00 |
| 500lm 930 7W | black matt        | 34°   | Q621BW93034BM00 | Q621BB93034BM00 |
| 510lm 940 7W | black matt        | 34°   | Q621BW94034BM00 | Q621BB94034BM00 |
| 490lm 927 7W | copper            | 34°   | Q621BW92734COF0 | Q621BB92734COF0 |
| 500lm 930 7W | copper            | 34°   | Q621BW93034COF0 | Q621BB93034COF0 |
| 510lm 940 7W | copper            | 34°   | Q621BW94034COF0 | Q621BB94034COF0 |




**Q-Line series**  
48V TRACK SYSTEM



**Dea Juno-Q1 / Q2 Duo XS**  
*smart and balanced.*

The 48V luminaire Dea Juno duo is a real eye-catcher thanks to its small measurements, deep recessed light source and beautiful colour options. This double 48V track spot ensures you not only a timeless design, it also offers maximum modern-day efficiency. It is perfectly suitable for spaces where frequent changes are typical, use the Dea Juno duo in combination with Casambi to create a smart and balanced lighting solution.



## Dea Juno-Q1 DUO XS.



| Description     | Reflector        | Angle | White           | Black           |
|-----------------|------------------|-------|-----------------|-----------------|
| 2x490lm 927 14W | black high gloss | 34°   | Q612BW92734BGF0 | Q612BB92734BGF0 |
| 2x500lm 930 14W | black high gloss | 34°   | Q612BW93034BGF0 | Q612BB93034BGF0 |
| 2x510lm 940 14W | black high gloss | 34°   | Q612BW94034BGF0 | Q612BB94034BGF0 |




|                 |                   |     |                 |                 |
|-----------------|-------------------|-----|-----------------|-----------------|
| 2x490lm 927 14W | silver high gloss | 34° | Q612BW92734SGF0 | Q612BB92734SGF0 |
| 2x500lm 930 14W | silver high gloss | 34° | Q612BW93034SGF0 | Q612BB93034SGF0 |
| 2x510lm 940 14W | silver high gloss | 34° | Q612BW94034SGF0 | Q612BB94034SGF0 |



|                 |        |     |                 |                 |
|-----------------|--------|-----|-----------------|-----------------|
| 2x490lm 927 14W | chrome | 34° | Q612BW92734CHF0 | Q612BB92734CHF0 |
| 2x500lm 930 14W | chrome | 34° | Q612BW93034CHF0 | Q612BB93034CHF0 |
| 2x510lm 940 14W | chrome | 34° | Q612BW94034CHF0 | Q612BB94034CHF0 |



|                 |       |     |                 |                 |
|-----------------|-------|-----|-----------------|-----------------|
| 2x490lm 927 14W | white | 34° | Q612BW92734WHF0 | Q612BB92734WHF0 |
| 2x500lm 930 14W | white | 34° | Q612BW93034WHF0 | Q612BB93034WHF0 |
| 2x510lm 940 14W | white | 34° | Q612BW94034WHF0 | Q612BB94034WHF0 |



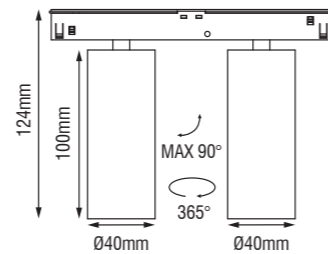
|                 |      |     |                 |                 |
|-----------------|------|-----|-----------------|-----------------|
| 2x490lm 927 14W | gold | 34° | Q612BW92734GOF0 | Q612BB92734GOF0 |
| 2x500lm 930 14W | gold | 34° | Q612BW93034GOF0 | Q612BB93034GOF0 |
| 2x510lm 940 14W | gold | 34° | Q612BW94034GOF0 | Q612BB94034GOF0 |



|                 |            |     |                 |                 |
|-----------------|------------|-----|-----------------|-----------------|
| 2x490lm 927 14W | black matt | 34° | Q612BW92734BMF0 | Q612BB92734BMF0 |
| 2x500lm 930 14W | black matt | 34° | Q612BW93034BMF0 | Q612BB93034BMF0 |
| 2x510lm 940 14W | black matt | 34° | Q612BW94034BMF0 | Q612BB94034BMF0 |



|                 |        |     |                 |                 |
|-----------------|--------|-----|-----------------|-----------------|
| 2x490lm 927 14W | copper | 34° | Q612BW92734COF0 | Q612BB92734COF0 |
| 2x500lm 930 14W | copper | 34° | Q612BW93034COF0 | Q612BB93034COF0 |
| 2x510lm 940 14W | copper | 34° | Q612BW94034COF0 | Q612BB94034COF0 |



## Dea Juno-Q2 DUO XS.



| Description     | Reflector        | Angle | White           | Black           |
|-----------------|------------------|-------|-----------------|-----------------|
| 2x490lm 927 14W | black high gloss | 34°   | Q622BW92734BGF0 | Q622BB92734BGF0 |
| 2x500lm 930 14W | black high gloss | 34°   | Q622BW93034BGF0 | Q622BB93034BGF0 |
| 2x510lm 940 14W | black high gloss | 34°   | Q622BW94034BGF0 | Q622BB94034BGF0 |



|                 |                   |     |                 |                 |
|-----------------|-------------------|-----|-----------------|-----------------|
| 2x490lm 927 14W | silver high gloss | 34° | Q622BW92734SGF0 | Q622BB92734SGF0 |
| 2x500lm 930 14W | silver high gloss | 34° | Q622BW93034SGF0 | Q622BB93034SGF0 |
| 2x510lm 940 14W | silver high gloss | 34° | Q622BW94034SGF0 | Q622BB94034SGF0 |



|                 |        |     |                 |                 |
|-----------------|--------|-----|-----------------|-----------------|
| 2x490lm 927 14W | chrome | 34° | Q622BW92734CHF0 | Q622BB92734CHF0 |
| 2x500lm 930 14W | chrome | 34° | Q622BW93034CHF0 | Q622BB93034CHF0 |
| 2x510lm 940 14W | chrome | 34° | Q622BW94034CHF0 | Q622BB94034CHF0 |




|                 |       |     |                 |                 |
|-----------------|-------|-----|-----------------|-----------------|
| 2x490lm 927 14W | white | 34° | Q622BW92734WHF0 | Q622BB92734WHF0 |
| 2x500lm 930 14W | white | 34° | Q622BW93034WHF0 | Q622BB93034WHF0 |
| 2x510lm 940 14W | white | 34° | Q622BW94034WHF0 | Q622BB94034WHF0 |



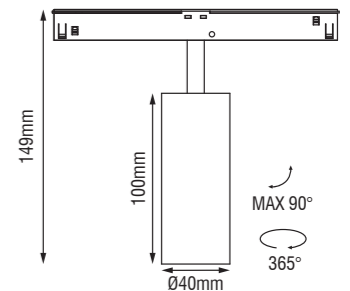
|                 |      |     |                 |                 |
|-----------------|------|-----|-----------------|-----------------|
| 2x490lm 927 14W | gold | 34° | Q622BW92734GOF0 | Q622BB92734GOF0 |
| 2x500lm 930 14W | gold | 34° | Q622BW93034GOF0 | Q622BB93034GOF0 |
| 2x510lm 940 14W | gold | 34° | Q622BW94034GOF0 | Q622BB94034GOF0 |



|                 |            |     |                 |                 |
|-----------------|------------|-----|-----------------|-----------------|
| 2x490lm 927 14W | black matt | 34° | Q622BW92734BMF0 | Q622BB92734BMF0 |
| 2x500lm 930 14W | black matt | 34° | Q622BW93034BMF0 | Q622BB93034BMF0 |
| 2x510lm 940 14W | black matt | 34° | Q622BW94034BMF0 | Q622BB94034BMF0 |



|                 |        |     |                 |                 |
|-----------------|--------|-----|-----------------|-----------------|
| 2x490lm 927 14W | copper | 34° | Q622BW92734COF0 | Q622BB92734COF0 |
| 2x500lm 930 14W | copper | 34° | Q622BW93034COF0 | Q622BB93034COF0 |
| 2x510lm 940 14W | copper | 34° | Q622BW94034COF0 | Q622BB94034COF0 |



**Q-Line series**  
48V TRACK SYSTEM



**Dea Juventas-Q XS**  
*simply plug and play.*

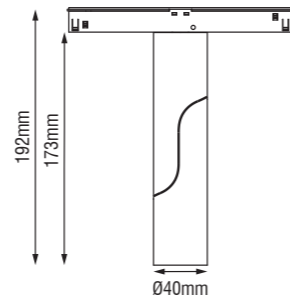
Our youngest asset to the 48V family is the Dea Juventas. Small, but very talented. Especially when it comes to accuracy and efficiency. This miniature luminaire can be adjusted just the way you want it. Thanks to the 48V low voltage you can just simply plug and play and have a vibrant lighting solution for years to come.



## Dea Juventas-Q1 XS.



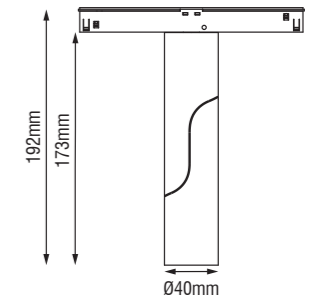
| Description |  | Reflector         | Angle | White           | Black           |
|-------------|--|-------------------|-------|-----------------|-----------------|
|             |  | black high gloss  | 34°   | Q613BW92734BGF0 | Q613BB92734BGF0 |
|             |  | black high gloss  | 34°   | Q613BW93034BGF0 | Q613BB93034BGF0 |
|             |  | black high gloss  | 34°   | Q613BW94034BGF0 | Q613BB94034BGF0 |
|             |  | silver high gloss | 34°   | Q613BW92734SGF0 | Q613BB92734SGF0 |
|             |  | silver high gloss | 34°   | Q613BW93034SGF0 | Q613BB93034SGF0 |
|             |  | silver high gloss | 34°   | Q613BW94034SGF0 | Q613BB94034SGF0 |
|             |  | chrome            | 34°   | Q613BW92734CHF0 | Q613BB92734CHF0 |
|             |  | chrome            | 34°   | Q613BW93034CHF0 | Q613BB93034CHF0 |
|             |  | chrome            | 34°   | Q613BW94034CHF0 | Q613BB94034CHF0 |
|             |  | white             | 34°   | Q613BW92734WHF0 | Q613BB92734WHF0 |
|             |  | white             | 34°   | Q613BW93034WHF0 | Q613BB93034WHF0 |
|             |  | white             | 34°   | Q613BW94034WHF0 | Q613BB94034WHF0 |
|             |  | gold              | 34°   | Q613BW92734GOF0 | Q613BB92734GOF0 |
|             |  | gold              | 34°   | Q613BW93034GOF0 | Q613BB93034GOF0 |
|             |  | gold              | 34°   | Q613BW94034GOF0 | Q613BB94034GOF0 |
|             |  | black matt        | 34°   | Q613BW92734BMF0 | Q613BB92734BMF0 |
|             |  | black matt        | 34°   | Q613BW93034BMF0 | Q613BB93034BMF0 |
|             |  | black matt        | 34°   | Q613BW94034BMF0 | Q613BB94034BMF0 |
|             |  | copper            | 34°   | Q613BW92734COF0 | Q613BB92734COF0 |
|             |  | copper            | 34°   | Q613BW93034COF0 | Q613BB93034COF0 |
|             |  | copper            | 34°   | Q613BW94034COF0 | Q613BB94034COF0 |



## Dea Juventas-Q2 XS.



| Description |  | Reflector         | Angle | White           | Black           |
|-------------|--|-------------------|-------|-----------------|-----------------|
|             |  | black high gloss  | 34°   | Q623BW92734BGF0 | Q623BB92734BGF0 |
|             |  | black high gloss  | 34°   | Q623BW93034BGF0 | Q623BB93034BGF0 |
|             |  | black high gloss  | 34°   | Q623BW94034BGF0 | Q623BB94034BGF0 |
|             |  | silver high gloss | 34°   | Q623BW92734SGF0 | Q623BB92734SGF0 |
|             |  | silver high gloss | 34°   | Q623BW93034SGF0 | Q623BB93034SGF0 |
|             |  | silver high gloss | 34°   | Q623BW94034SGF0 | Q623BB94034SGF0 |
|             |  | chrome            | 34°   | Q623BW92734CHF0 | Q623BB92734CHF0 |
|             |  | chrome            | 34°   | Q623BW93034CHF0 | Q623BB93034CHF0 |
|             |  | chrome            | 34°   | Q623BW94034CHF0 | Q623BB94034CHF0 |
|             |  | white             | 34°   | Q623BW92734WHF0 | Q623BB92734WHF0 |
|             |  | white             | 34°   | Q623BW93034WHF0 | Q623BB93034WHF0 |
|             |  | white             | 34°   | Q623BW94034WHF0 | Q623BB94034WHF0 |
|             |  | gold              | 34°   | Q623BW92734GOF0 | Q623BB92734GOF0 |
|             |  | gold              | 34°   | Q623BW93034GOF0 | Q623BB93034GOF0 |
|             |  | gold              | 34°   | Q623BW94034GOF0 | Q623BB94034GOF0 |
|             |  | black matt        | 34°   | Q623BW92734BMF0 | Q623BB92734BMF0 |
|             |  | black matt        | 34°   | Q623BW93034BMF0 | Q623BB93034BMF0 |
|             |  | black matt        | 34°   | Q623BW94034BMF0 | Q623BB94034BMF0 |
|             |  | copper            | 34°   | Q623BW92734COF0 | Q623BB92734COF0 |
|             |  | copper            | 34°   | Q623BW93034COF0 | Q623BB93034COF0 |
|             |  | copper            | 34°   | Q623BW94034COF0 | Q623BB94034COF0 |




"The Q-Line 48V track series  
**excels in its versatility,  
efficiency and aesthetics."**

Q-Line series  
48V TRACK SYSTEM




Dea Vesta-Q1 / Q2  
*bringing people together.*

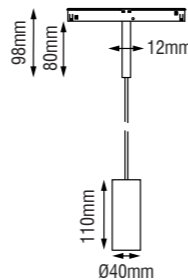
Hearth, home and family. The virgin goddess Vesta was there to protect and cherish these values. The 48V Dea Vesta essentially does the same: this surprisingly small luminaire is developed to bring people together. Her light enriches places in the most efficient way and opens doors to countless creative lighting solutions.




Dea Vesta-Q1 / Q2 XS.



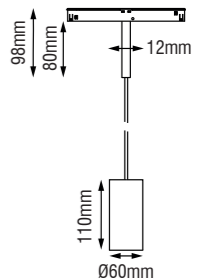
| Description  | Reflector         | Angle | White           | Black           |
|--------------|-------------------|-------|-----------------|-----------------|
| 490lm 927 7W | black high gloss  | 34°   | Q503BW92734BGF0 | Q503BB92734BGF0 |
| 500lm 930 7W | black high gloss  | 34°   | Q503BW93034BGF0 | Q503BB93034BGF0 |
| 510lm 940 7W | black high gloss  | 34°   | Q503BW94034BGF0 | Q503BB94034BGF0 |
| 490lm 927 7W | silver high gloss | 34°   | Q503BW92734SGF0 | Q503BB92734SGF0 |
| 500lm 930 7W | silver high gloss | 34°   | Q503BW93034SGF0 | Q503BB93034SGF0 |
| 510lm 940 7W | silver high gloss | 34°   | Q503BW94034SGF0 | Q503BB94034SGF0 |
| 490lm 927 7W | chrome            | 34°   | Q503BW92734CHF0 | Q503BB92734CHF0 |
| 500lm 930 7W | chrome            | 34°   | Q503BW93034CHF0 | Q503BB93034CHF0 |
| 510lm 940 7W | chrome            | 34°   | Q503BW94034CHF0 | Q503BB94034CHF0 |
| 490lm 927 7W | white             | 34°   | Q503BW92734WHF0 | Q503BB92734WHF0 |
| 500lm 930 7W | white             | 34°   | Q503BW93034WHF0 | Q503BB93034WHF0 |
| 510lm 940 7W | white             | 34°   | Q503BW94034WHF0 | Q503BB94034WHF0 |
| 490lm 927 7W | gold              | 34°   | Q503BW92734GOF0 | Q503BB92734GOF0 |
| 500lm 930 7W | gold              | 34°   | Q503BW93034GOF0 | Q503BB93034GOF0 |
| 510lm 940 7W | gold              | 34°   | Q503BW94034GOF0 | Q503BB94034GOF0 |
| 490lm 927 7W | black matt        | 34°   | Q503BW92734BMF0 | Q503BB92734BMF0 |
| 500lm 930 7W | black matt        | 34°   | Q503BW93034BMF0 | Q503BB93034BMF0 |
| 510lm 940 7W | black matt        | 34°   | Q503BW94034BMF0 | Q503BB94034BMF0 |
| 490lm 927 7W | copper            | 34°   | Q503BW92734COF0 | Q503BB92734COF0 |
| 500lm 930 7W | copper            | 34°   | Q503BW93034COF0 | Q503BB93034COF0 |
| 510lm 940 7W | copper            | 34°   | Q503BW94034COF0 | Q503BB94034COF0 |



Dea Vesta-Q1 / Q2 S.



| Description     | Reflector         | Angle | White           | Black           |
|-----------------|-------------------|-------|-----------------|-----------------|
| 790lm 927 10.5W | black high gloss  | 40°   | Q502DW92740BGF0 | Q502DB92740BGF0 |
| 800lm 930 10.5W | black high gloss  | 40°   | Q502DW93040BGF0 | Q502DB93040BGF0 |
| 810lm 940 10.5W | black high gloss  | 40°   | Q502DW94040BGF0 | Q502DB94040BGF0 |
| 790lm 927 10.5W | silver high gloss | 40°   | Q502DW92740SGF0 | Q502DB92740SGF0 |
| 800lm 930 10.5W | silver high gloss | 40°   | Q502DW93040SGF0 | Q502DB93040SGF0 |
| 810lm 940 10.5W | silver high gloss | 40°   | Q502DW94040SGF0 | Q502DB94040SGF0 |
| 790lm 927 10.5W | chrome            | 40°   | Q502DW92740CHF0 | Q502DB92740CHF0 |
| 800lm 930 10.5W | chrome            | 40°   | Q502DW93040CHF0 | Q502DB93040CHF0 |
| 810lm 940 10.5W | chrome            | 40°   | Q502DW94040CHF0 | Q502DB94040CHF0 |
| 790lm 927 10.5W | white             | 40°   | Q502DW92740WHF0 | Q502DB92740WHF0 |
| 800lm 930 10.5W | white             | 40°   | Q502DW93040WHF0 | Q502DB93040WHF0 |
| 810lm 940 10.5W | white             | 40°   | Q502DW94040WHF0 | Q502DB94040WHF0 |
| 790lm 927 10.5W | gold              | 40°   | Q502DW92740GOF0 | Q502DB92740GOF0 |
| 800lm 930 10.5W | gold              | 40°   | Q502DW93040GOF0 | Q502DB93040GOF0 |
| 810lm 940 10.5W | gold              | 40°   | Q502DW94040GOF0 | Q502DB94040GOF0 |
| 790lm 927 10.5W | black matt        | 40°   | Q502DW92740BMF0 | Q502DB92740BMF0 |
| 800lm 930 10.5W | black matt        | 40°   | Q502DW93040BMF0 | Q502DB93040BMF0 |
| 810lm 940 10.5W | black matt        | 40°   | Q502DW94040BMF0 | Q502DB94040BMF0 |
| 790lm 927 10.5W | copper            | 40°   | Q502DW92740COF0 | Q502DB92740COF0 |
| 800lm 930 10.5W | copper            | 40°   | Q502DW93040COF0 | Q502DB93040COF0 |
| 810lm 940 10.5W | copper            | 40°   | Q502DW94040COF0 | Q502DB94040COF0 |



**Q-Line series**  
48V TRACK SYSTEM



**Dea Eros-Q traccia**  
*connecting people.*

Create an attractive atmosphere with this irresistible 48V track luminaire.

Be prepared to instantly fall in love with its modern design and radiant lighting.

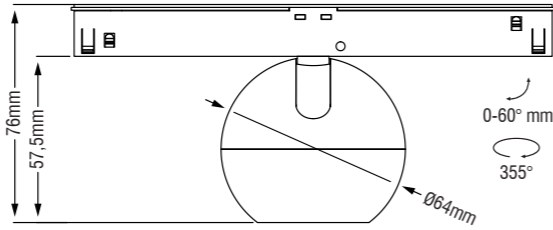
Create the perfect match by choosing the perfect reflector color and combining it with other Dea Eros fixtures.



Dea Eros-Q1 XS traccia.



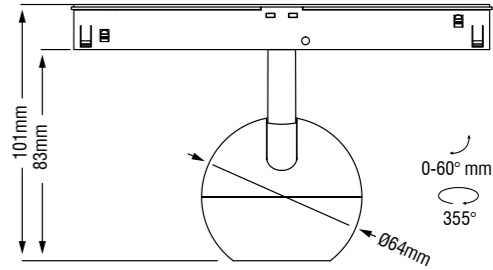
|  |  |                     |                   |     |                 |                 |
|--|--|---------------------|-------------------|-----|-----------------|-----------------|
|  |  | <b>490lm 927 7W</b> | black high gloss  | 34° | Q655CW92734BGF0 | Q655CB92734BGF0 |
|  |  | <b>500lm 930 7W</b> | black high gloss  | 34° | Q655CW93034BGF0 | Q655CB93034BGF0 |
|  |  | <b>510lm 940 7W</b> | black high gloss  | 34° | Q655CW94034BGF0 | Q655CB94034BGF0 |
|  |  | <b>490lm 927 7W</b> | silver high gloss | 34° | Q655CW92734SGF0 | Q655CB92734SGF0 |
|  |  | <b>500lm 930 7W</b> | silver high gloss | 34° | Q655CW93034SGF0 | Q655CB93034SGF0 |
|  |  | <b>510lm 940 7W</b> | silver high gloss | 34° | Q655CW94034SGF0 | Q655CB94034SGF0 |
|  |  | <b>490lm 927 7W</b> | chrome            | 34° | Q655CW92734CHF0 | Q655CB92734CHF0 |
|  |  | <b>500lm 930 7W</b> | chrome            | 34° | Q655CW93034CHF0 | Q655CB93034CHF0 |
|  |  | <b>510lm 940 7W</b> | chrome            | 34° | Q655CW94034CHF0 | Q655CB94034CHF0 |
|  |  | <b>490lm 927 7W</b> | white             | 34° | Q655CW92734WHF0 | Q655CB92734WHF0 |
|  |  | <b>500lm 930 7W</b> | white             | 34° | Q655CW93034WHF0 | Q655CB93034WHF0 |
|  |  | <b>510lm 940 7W</b> | white             | 34° | Q655CW94034WHF0 | Q655CB94034WHF0 |
|  |  | <b>490lm 927 7W</b> | gold              | 34° | Q655CW92734GOF0 | Q655CB92734GOF0 |
|  |  | <b>500lm 930 7W</b> | gold              | 34° | Q655CW93034GOF0 | Q655CB93034GOF0 |
|  |  | <b>510lm 940 7W</b> | gold              | 34° | Q655CW94034GOF0 | Q655CB94034GOF0 |
|  |  | <b>490lm 927 7W</b> | black matt        | 34° | Q655CW92734BMF0 | Q655CB92734BMF0 |
|  |  | <b>500lm 930 7W</b> | black matt        | 34° | Q655CW93034BMF0 | Q655CB93034BMF0 |
|  |  | <b>510lm 940 7W</b> | black matt        | 34° | Q655CW94034BMF0 | Q655CB94034BMF0 |
|  |  | <b>490lm 927 7W</b> | copper            | 34° | Q655CW92734COF0 | Q655CB92734COF0 |
|  |  | <b>500lm 930 7W</b> | copper            | 34° | Q655CW93034COF0 | Q655CB93034COF0 |
|  |  | <b>510lm 940 7W</b> | copper            | 34° | Q655CW94034COF0 | Q655CB94034COF0 |



Dea Eros-Q2 XS traccia.



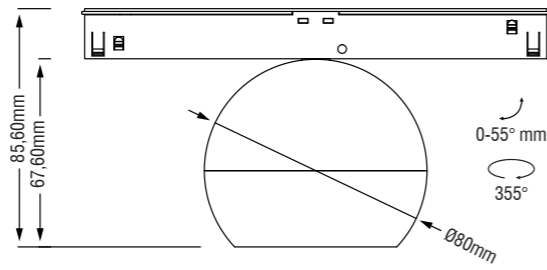
|  |  |                     |                   |     |                 |                 |
|--|--|---------------------|-------------------|-----|-----------------|-----------------|
|  |  | <b>490lm 927 7W</b> | black high gloss  | 34° | Q665CW92734BGF0 | Q665CB92734BGF0 |
|  |  | <b>500lm 930 7W</b> | black high gloss  | 34° | Q665CW93034BGF0 | Q665CB93034BGF0 |
|  |  | <b>510lm 940 7W</b> | black high gloss  | 34° | Q665CW94034BGF0 | Q665CB94034BGF0 |
|  |  | <b>490lm 927 7W</b> | silver high gloss | 34° | Q665CW92734SGF0 | Q665CB92734SGF0 |
|  |  | <b>500lm 930 7W</b> | silver high gloss | 34° | Q665CW93034SGF0 | Q665CB93034SGF0 |
|  |  | <b>510lm 940 7W</b> | silver high gloss | 34° | Q665CW94034SGF0 | Q665CB94034SGF0 |
|  |  | <b>490lm 927 7W</b> | chrome            | 34° | Q665CW92734CHF0 | Q665CB92734CHF0 |
|  |  | <b>500lm 930 7W</b> | chrome            | 34° | Q665CW93034CHF0 | Q665CB93034CHF0 |
|  |  | <b>510lm 940 7W</b> | chrome            | 34° | Q665CW94034CHF0 | Q665CB94034CHF0 |
|  |  | <b>490lm 927 7W</b> | white             | 34° | Q665CW92734WHF0 | Q665CB92734WHF0 |
|  |  | <b>500lm 930 7W</b> | white             | 34° | Q665CW93034WHF0 | Q665CB93034WHF0 |
|  |  | <b>510lm 940 7W</b> | white             | 34° | Q665CW94034WHF0 | Q665CB94034WHF0 |
|  |  | <b>490lm 927 7W</b> | gold              | 34° | Q665CW92734GOF0 | Q665CB92734GOF0 |
|  |  | <b>500lm 930 7W</b> | gold              | 34° | Q665CW93034GOF0 | Q665CB93034GOF0 |
|  |  | <b>510lm 940 7W</b> | gold              | 34° | Q665CW94034GOF0 | Q665CB94034GOF0 |
|  |  | <b>490lm 927 7W</b> | black matt        | 34° | Q665CW92734BMF0 | Q665CB92734BMF0 |
|  |  | <b>500lm 930 7W</b> | black matt        | 34° | Q665CW93034BMF0 | Q665CB93034BMF0 |
|  |  | <b>510lm 940 7W</b> | black matt        | 34° | Q665CW94034BMF0 | Q665CB94034BMF0 |
|  |  | <b>490lm 927 7W</b> | copper            | 34° | Q665CW92734COF0 | Q665CB92734COF0 |
|  |  | <b>500lm 930 7W</b> | copper            | 34° | Q665CW93034COF0 | Q665CB93034COF0 |
|  |  | <b>510lm 940 7W</b> | copper            | 34° | Q665CW94034COF0 | Q665CB94034COF0 |



Dea Eros-Q1 S traccia.



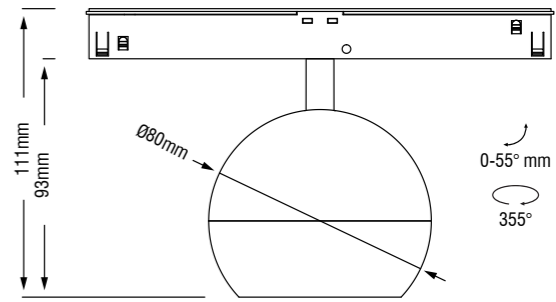
|  |  |                        |                   |     |                 |                 |
|--|--|------------------------|-------------------|-----|-----------------|-----------------|
|  |  | <b>790lm 927 10.5W</b> | black high gloss  | 40° | Q656DW92740BGF0 | Q656DB92740BGF0 |
|  |  | <b>800lm 930 10.5W</b> | black high gloss  | 40° | Q656DW93040BGF0 | Q656DB93040BGF0 |
|  |  | <b>810lm 940 10.5W</b> | black high gloss  | 40° | Q656DW94040BGF0 | Q656DB94040BGF0 |
|  |  | <b>790lm 927 10.5W</b> | silver high gloss | 40° | Q656DW92740SGF0 | Q656DB92740SGF0 |
|  |  | <b>800lm 930 10.5W</b> | silver high gloss | 40° | Q656DW93040SGF0 | Q656DB93040SGF0 |
|  |  | <b>810lm 940 10.5W</b> | silver high gloss | 40° | Q656DW94040SGF0 | Q656DB94040SGF0 |
|  |  | <b>790lm 927 10.5W</b> | chrome            | 40° | Q656DW92740CHF0 | Q656DB92740CHF0 |
|  |  | <b>800lm 930 10.5W</b> | chrome            | 40° | Q656DW93040CHF0 | Q656DB93040CHF0 |
|  |  | <b>810lm 940 10.5W</b> | chrome            | 40° | Q656DW94040CHF0 | Q656DB94040CHF0 |
|  |  | <b>790lm 927 10.5W</b> | white             | 40° | Q656DW92740WHF0 | Q656DB92740WHF0 |
|  |  | <b>800lm 930 10.5W</b> | white             | 40° | Q656DW93040WHF0 | Q656DB93040WHF0 |
|  |  | <b>810lm 940 10.5W</b> | white             | 40° | Q656DW94040WHF0 | Q656DB94040WHF0 |
|  |  | <b>790lm 927 10.5W</b> | gold              | 40° | Q656DW92740GOF0 | Q656DB92740GOF0 |
|  |  | <b>800lm 930 10.5W</b> | gold              | 40° | Q656DW93040GOF0 | Q656DB93040GOF0 |
|  |  | <b>810lm 940 10.5W</b> | gold              | 40° | Q656DW94040GOF0 | Q656DB94040GOF0 |
|  |  | <b>790lm 927 10.5W</b> | black matt        | 40° | Q656DW92740BMF0 | Q656DB92740BMF0 |
|  |  | <b>800lm 930 10.5W</b> | black matt        | 40° | Q656DW93040BMF0 | Q656DB93040BMF0 |
|  |  | <b>810lm 940 10.5W</b> | black matt        | 40° | Q656DW94040BMF0 | Q656DB94040BMF0 |
|  |  | <b>790lm 927 10.5W</b> | copper            | 40° | Q656DW92740COF0 | Q656DB92740COF0 |
|  |  | <b>800lm 930 10.5W</b> | copper            | 40° | Q656DW93040COF0 | Q656DB93040COF0 |
|  |  | <b>810lm 940 10.5W</b> | copper            | 40° | Q656DW94040COF0 | Q656DB94040COF0 |



Dea Eros-Q2 S traccia.



|  |  |                        |                   |     |                 |                 |
|--|--|------------------------|-------------------|-----|-----------------|-----------------|
|  |  | <b>790lm 927 10.5W</b> | black high gloss  | 40° | Q666DW92740BGF0 | Q666DB92740BGF0 |
|  |  | <b>800lm 930 10.5W</b> | black high gloss  | 40° | Q666DW93040BGF0 | Q666DB93040BGF0 |
|  |  | <b>810lm 940 10.5W</b> | black high gloss  | 40° | Q666DW94040BGF0 | Q666DB94040BGF0 |
|  |  | <b>790lm 927 10.5W</b> | silver high gloss | 40° | Q666DW92740SGF0 | Q666DB92740SGF0 |
|  |  | <b>800lm 930 10.5W</b> | silver high gloss | 40° | Q666DW93040SGF0 | Q666DB93040SGF0 |
|  |  | <b>810lm 940 10.5W</b> | silver high gloss | 40° | Q666DW94040SGF0 | Q666DB94040SGF0 |
|  |  | <b>790lm 927 10.5W</b> | chrome            | 40° | Q666DW92740CHF0 | Q666DB92740CHF0 |
|  |  | <b>800lm 930 10.5W</b> | chrome            | 40° | Q666DW93040CHF0 | Q666DB93040CHF0 |
|  |  | <b>810lm 940 10.5W</b> | chrome            | 40° | Q666DW94040CHF0 | Q666DB94040CHF0 |
|  |  | <b>790lm 927 10.5W</b> | white             | 40° | Q666DW92740WHF0 | Q666DB92740WHF0 |
|  |  | <b>800lm 930 10.5W</b> | white             | 40° | Q666DW93040WHF0 | Q666DB93040WHF0 |
|  |  | <b>810lm 940 10.5W</b> | white             | 40° | Q666DW94040WHF0 | Q666DB94040WHF0 |
|  |  | <b>790lm 927 10.5W</b> | gold              | 40° | Q666DW92740GOF0 | Q666DB92740GOF0 |
|  |  | <b>800lm 930 10.5W</b> | gold              | 40° | Q666DW93040GOF0 | Q666DB93040GOF0 |
|  |  | <b>810lm 940 10.5W</b> | gold              | 40° | Q666DW94040GOF0 | Q666DB94040GOF0 |
|  |  | <b>790lm 927 10.5W</b> | black matt        | 40° | Q666DW92740BMF0 | Q666DB92740BMF0 |
|  |  | <b>800lm 930 10.5W</b> | black matt        | 40° | Q666DW93040BMF0 | Q666DB93040BMF0 |
|  |  | <b>810lm 940 10.5W</b> | black matt        | 40° | Q666DW94040BMF0 | Q666DB94040BMF0 |
|  |  | <b>790lm 927 10.5W</b> | copper            | 40° | Q666DW92740COF0 | Q666DB92740COF0 |
|  |  | <b>800lm 930 10.5W</b> | copper            | 40° | Q666DW93040COF0 | Q666DB93040COF0 |
|  |  | <b>810lm 940 10.5W</b> | copper            | 40° | Q666DW94040COF0 | Q666DB94040COF0 |




**Q-Line series**  
48V TRACK SYSTEM



**Dea Eros-Q pendulo**  
*lovable lofty sphere.*

There is no escaping it. Let the 48V Dea Eros Pendulo exuberantly set the tone and you'll fall in love immediately. Its beautiful design and radiant lighting will influence any room. Combine with other Dea Eros fixtures to unify your project.

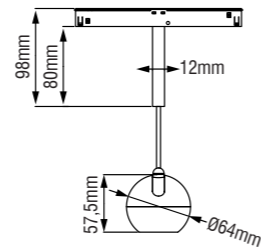
Now it is up to you to choose which reflector color suits your project best.



Dea Eros-Q XS pendulo.



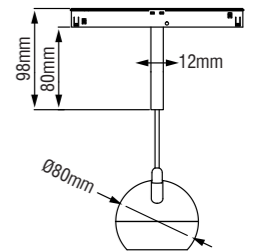
|  |  |                     |                   |     |                 |                 |
|--|--|---------------------|-------------------|-----|-----------------|-----------------|
|  |  | <b>490lm 927 7W</b> | black high gloss  | 34° | Q508CW92734BGF0 | Q508CB92734BGF0 |
|  |  | <b>500lm 930 7W</b> | black high gloss  | 34° | Q508CW93034BGF0 | Q508CB93034BGF0 |
|  |  | <b>510lm 940 7W</b> | black high gloss  | 34° | Q508CW94034BGF0 | Q508CB94034BGF0 |
|  |  | <b>490lm 927 7W</b> | silver high gloss | 34° | Q508CW92734SGF0 | Q508CB92734SGF0 |
|  |  | <b>500lm 930 7W</b> | silver high gloss | 34° | Q508CW93034SGF0 | Q508CB93034SGF0 |
|  |  | <b>510lm 940 7W</b> | silver high gloss | 34° | Q508CW94034SGF0 | Q508CB94034SGF0 |
|  |  | <b>490lm 927 7W</b> | chrome            | 34° | Q508CW92734CHF0 | Q508CB92734CHF0 |
|  |  | <b>500lm 930 7W</b> | chrome            | 34° | Q508CW93034CHF0 | Q508CB93034CHF0 |
|  |  | <b>510lm 940 7W</b> | chrome            | 34° | Q508CW94034CHF0 | Q508CB94034CHF0 |
|  |  | <b>490lm 927 7W</b> | white             | 34° | Q508CW92734WHF0 | Q508CB92734WHF0 |
|  |  | <b>500lm 930 7W</b> | white             | 34° | Q508CW93034WHF0 | Q508CB93034WHF0 |
|  |  | <b>510lm 940 7W</b> | white             | 34° | Q508CW94034WHF0 | Q508CB94034WHF0 |
|  |  | <b>490lm 927 7W</b> | gold              | 34° | Q508CW92734GOF0 | Q508CB92734GOF0 |
|  |  | <b>500lm 930 7W</b> | gold              | 34° | Q508CW93034GOF0 | Q508CB93034GOF0 |
|  |  | <b>510lm 940 7W</b> | gold              | 34° | Q508CW94034GOF0 | Q508CB94034GOF0 |
|  |  | <b>490lm 927 7W</b> | black matt        | 34° | Q508CW92734BMF0 | Q508CB92734BMF0 |
|  |  | <b>500lm 930 7W</b> | black matt        | 34° | Q508CW93034BMF0 | Q508CB93034BMF0 |
|  |  | <b>510lm 940 7W</b> | black matt        | 34° | Q508CW94034BMF0 | Q508CB94034BMF0 |
|  |  | <b>490lm 927 7W</b> | copper            | 34° | Q508CW92734COF0 | Q508CB92734COF0 |
|  |  | <b>500lm 930 7W</b> | copper            | 34° | Q508CW93034COF0 | Q508CB93034COF0 |
|  |  | <b>510lm 940 7W</b> | copper            | 34° | Q508CW94034COF0 | Q508CB94034COF0 |



Dea Eros-Q S pendulo.



|  |  |                        |                   |     |                 |                 |
|--|--|------------------------|-------------------|-----|-----------------|-----------------|
|  |  | <b>790lm 927 10.5W</b> | black high gloss  | 40° | Q509DW92740BGF0 | Q509DB92740BGF0 |
|  |  | <b>800lm 930 10.5W</b> | black high gloss  | 40° | Q509DW93040BGF0 | Q509DB93040BGF0 |
|  |  | <b>810lm 940 10.5W</b> | black high gloss  | 40° | Q509DW94040BGF0 | Q509DB94040BGF0 |
|  |  | <b>790lm 927 10.5W</b> | silver high gloss | 40° | Q509DW92740SGF0 | Q509DB92740SGF0 |
|  |  | <b>800lm 930 10.5W</b> | silver high gloss | 40° | Q509DW93040SGF0 | Q509DB93040SGF0 |
|  |  | <b>810lm 940 10.5W</b> | silver high gloss | 40° | Q509DW94040SGF0 | Q509DB94040SGF0 |
|  |  | <b>790lm 927 10.5W</b> | chrome            | 40° | Q509DW92740CHF0 | Q509DB92740CHF0 |
|  |  | <b>800lm 930 10.5W</b> | chrome            | 40° | Q509DW93040CHF0 | Q509DB93040CHF0 |
|  |  | <b>810lm 940 10.5W</b> | chrome            | 40° | Q509DW94040CHF0 | Q509DB94040CHF0 |
|  |  | <b>790lm 927 10.5W</b> | white             | 40° | Q509DW92740WHF0 | Q509DB92740WHF0 |
|  |  | <b>800lm 930 10.5W</b> | white             | 40° | Q509DW93040WHF0 | Q509DB93040WHF0 |
|  |  | <b>810lm 940 10.5W</b> | white             | 40° | Q509DW94040WHF0 | Q509DB94040WHF0 |
|  |  | <b>790lm 927 10.5W</b> | gold              | 40° | Q509DW92740GOF0 | Q509DB92740GOF0 |
|  |  | <b>800lm 930 10.5W</b> | gold              | 40° | Q509DW93040GOF0 | Q509DB93040GOF0 |
|  |  | <b>810lm 940 10.5W</b> | gold              | 40° | Q509DW94040GOF0 | Q509DB94040GOF0 |
|  |  | <b>790lm 927 10.5W</b> | black matt        | 40° | Q509DW92740BMF0 | Q509DB92740BMF0 |
|  |  | <b>800lm 930 10.5W</b> | black matt        | 40° | Q509DW93040BMF0 | Q509DB93040BMF0 |
|  |  | <b>810lm 940 10.5W</b> | black matt        | 40° | Q509DW94040BMF0 | Q509DB94040BMF0 |
|  |  | <b>790lm 927 10.5W</b> | copper            | 40° | Q509DW92740COF0 | Q509DB92740COF0 |
|  |  | <b>800lm 930 10.5W</b> | copper            | 40° | Q509DW93040COF0 | Q509DB93040COF0 |
|  |  | <b>810lm 940 10.5W</b> | copper            | 40° | Q509DW94040COF0 | Q509DB94040COF0 |





## Q-Line series 48V TRACK SYSTEM



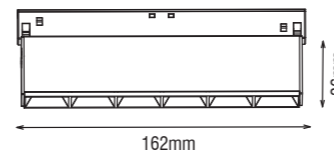
### Linea-Q1 Lens

*perfect line of light.*

The Italian meaning of Linea is 'line' and that is exactly what this 48V linear luminaire of our Q-Line series creates. Clicked in a subtle 48V recessed, surface or suspended track, the adjustable track light with parabolic louvre creates a stunning and perfect straight line of light.

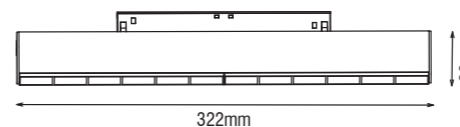
Available with 15°, 30° and 45° beam angles. Available in black and white.

#### Linea-Q1 Lens XS.



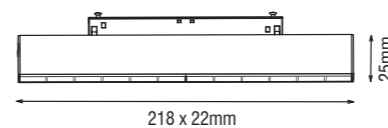
| Description   | Angle | White         | Black         |
|---------------|-------|---------------|---------------|
| 650lm 930 10W | 15°   | Q646CW93015F0 | Q646CB93015F0 |
| 700lm 940 10W | 15°   | Q646CW94015F0 | Q646CB94015F0 |
| 650lm 930 10W | 30°   | Q646CW93030F0 | Q646CB93030F0 |
| 700lm 940 10W | 30°   | Q646CW94030F0 | Q646CB94030F0 |
| 650lm 930 10W | 45°   | Q646CW93045F0 | Q646CB93045F0 |
| 700lm 940 10W | 45°   | Q646CW94045F0 | Q646CB94045F0 |

#### Linea-Q1 Lens M.



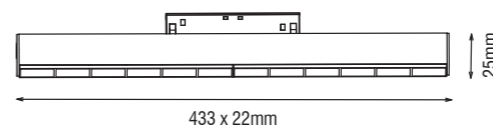
|                |     |               |               |
|----------------|-----|---------------|---------------|
| 1300lm 930 20W | 15° | Q647FW93015F0 | Q647FB93015F0 |
| 1400lm 940 20W | 15° | Q647FW94015F0 | Q647FB94015F0 |
| 1300lm 930 20W | 30° | Q647FW93030F0 | Q647FB93030F0 |
| 1400lm 940 20W | 30° | Q647FW94030F0 | Q647FB94030F0 |
| 1300lm 930 20W | 45° | Q647FW93045F0 | Q647FB93045F0 |
| 1400lm 940 20W | 45° | Q647FW94045F0 | Q647FB94045F0 |

#### Linea-Q1 Q2 Lens S.



|                |     |               |               |
|----------------|-----|---------------|---------------|
| 1300lm 930 14W | 15° | Q647FW93015F0 | Q647FB93015F0 |
| 1400lm 940 14W | 15° | Q647FW94015F0 | Q647FB94015F0 |
| 1300lm 930 14W | 30° | Q647FW93030F0 | Q647FB93030F0 |
| 1400lm 940 14W | 30° | Q647FW94030F0 | Q647FB94030F0 |
| 1300lm 930 14W | 45° | Q647FW93045F0 | Q647FB93045F0 |
| 1400lm 940 14W | 45° | Q647FW94045F0 | Q647FB94045F0 |

#### Linea-Q1 Q2 Lens L.



|                |     |               |               |
|----------------|-----|---------------|---------------|
| 1300lm 930 20W | 15° | Q647FW93015F0 | Q647FB93015F0 |
| 1400lm 940 20W | 15° | Q647FW94015F0 | Q647FB94015F0 |
| 1300lm 930 20W | 30° | Q647FW93030F0 | Q647FB93030F0 |
| 1400lm 940 20W | 30° | Q647FW94030F0 | Q647FB94030F0 |
| 1300lm 930 20W | 45° | Q647FW93045F0 | Q647FB93045F0 |
| 1400lm 940 20W | 45° | Q647FW94045F0 | Q647FB94045F0 |

**Q-Line series**  
48V TRACK SYSTEM

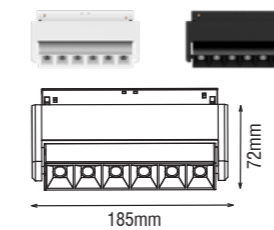


**Linea-Q1 Lens Adjustable**  
*perfect line of light.*

Optimize your lighting solution with the 85° adjustable Linea LENS Adjustable.

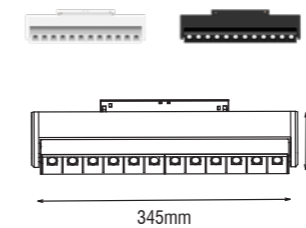
The adjustable optical part, parabolic louvre and different beam angles (15°, 30° and 45°) makes the Linea LENS Adjustable a big tribute to your lighting plan. Minimalistic designed, but yet with great impact. Available in black and white.

**Linea-Q1 Lens XS Adjustable.**



| Description   | Angle | White         | Black         |
|---------------|-------|---------------|---------------|
| 650lm 930 10W | 15°   | Q648CW93015F0 | Q648CB93015F0 |
| 700lm 940 10W | 15°   | Q648CW94015F0 | Q648CB94015F0 |
| 650lm 930 10W | 30°   | Q648CW93030F0 | Q648CB93030F0 |
| 700lm 940 10W | 30°   | Q648CW94030F0 | Q648CB94030F0 |
| 650lm 930 10W | 45°   | Q648CW93045F0 | Q648CB93045F0 |
| 700lm 940 10W | 45°   | Q648CW94045F0 | Q648CB94045F0 |

**Linea-Q1 Lens M Adjustable.**



| Description    | Angle | White         | Black         |
|----------------|-------|---------------|---------------|
| 1300lm 930 20W | 15°   | Q649FW93015F0 | Q649FB93015F0 |
| 1400lm 940 20W | 15°   | Q649FW94015F0 | Q649FB94015F0 |
| 1300lm 930 20W | 30°   | Q649FW93030F0 | Q649FB93030F0 |
| 1400lm 940 20W | 30°   | Q649FW94030F0 | Q649FB94030F0 |
| 1300lm 930 20W | 45°   | Q649FW93045F0 | Q649FB93045F0 |
| 1400lm 940 20W | 45°   | Q649FW94045F0 | Q649FB94045F0 |

**Q-Line series**  
48V TRACK SYSTEM



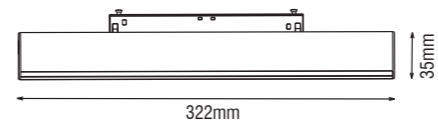
Linea-Q1 Q2 Opal L

Linea-Q1 Q2 Opal S

**Linea-Q1 Opal**  
*perfect line of light.*

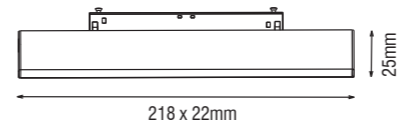
A stunning and perfect straight line of light is what this Linea luminaire with opal diffuser creates. Thanks to 48V low voltage track it is easy to assemble, just simply click the fixture in a subtle recessed, surface or suspended track, and have a vibrant lighting solution for years to come. Available with a beam angle of 90° and black and white housing.

**Linea-Q1 Opal M.**



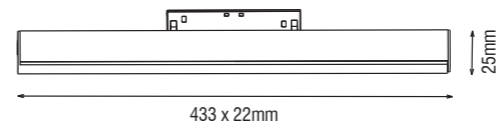
| Description    | Angle | White         | Black         |
|----------------|-------|---------------|---------------|
| 1300lm 930 20W | 90°   | Q650FW93090F0 | Q650FB93090F0 |
| 1400lm 940 20W | 90°   | Q650FW94090F0 | Q650FB94090F0 |

**Linea-Q1 Q2 Opal S.**



| Description    | Angle | White         | Black         |
|----------------|-------|---------------|---------------|
| 1000lm 930 14W | 90°   | Q653DW93090F0 | Q653DB93090F0 |
| 1100lm 940 14W | 90°   | Q653DW94090F0 | Q653DB94090F0 |

**Linea-Q1 Q2 Opal L.**

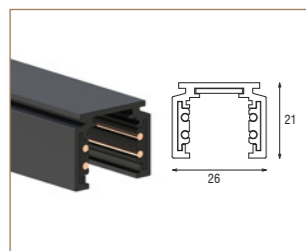


| Description    | Angle | White         | Black         |
|----------------|-------|---------------|---------------|
| 1800lm 930 28W | 90°   | Q654HW93015F0 | Q654HB93015F0 |
| 1950lm 940 28W | 90°   | Q654HW94015F0 | Q654HB94015F0 |

# Q-Line series

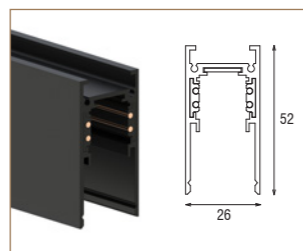
## 48V TRACK PARTS

48V-Q1 SURFACE  
MINI TRACK RAIL



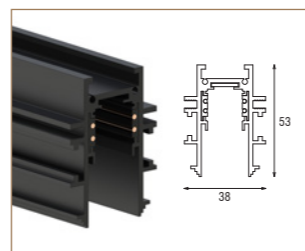
|                  |               |       |
|------------------|---------------|-------|
| <b>CX-M10-BL</b> | 48V-Q1 1000mm | black |
| <b>CX-M10-WH</b> | 48V-Q1 1000mm | white |
| <b>CX-M15-BL</b> | 48V-Q1 1500mm | black |
| <b>CX-M15-WH</b> | 48V-Q1 1500mm | white |
| <b>CX-M20-BL</b> | 48V-Q1 2000mm | black |
| <b>CX-M20-WH</b> | 48V-Q1 2000mm | white |

48V-Q2 SURFACE  
HIGH TRACK RAIL



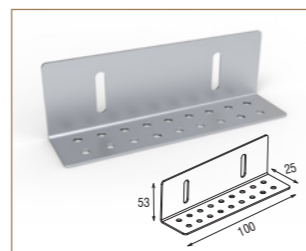
|                   |               |       |
|-------------------|---------------|-------|
| <b>CX-MA10-BL</b> | 48V-Q2 1000mm | black |
| <b>CX-MA10-WH</b> | 48V-Q2 1000mm | white |
| <b>CX-MA15-BL</b> | 48V-Q2 1500mm | black |
| <b>CX-MA15-WH</b> | 48V-Q2 1500mm | white |
| <b>CX-MA20-BL</b> | 48V-Q2 2000mm | black |
| <b>CX-MA20-WH</b> | 48V-Q2 2000mm | white |

48V-Q2 RECESSED  
TRIMLESS HIGH RAIL



|                   |               |       |
|-------------------|---------------|-------|
| <b>CX-MD10-BL</b> | 48V-Q2 1000mm | black |
| <b>CX-MD10-WH</b> | 48V-Q2 1000mm | white |
| <b>CX-MD15-BL</b> | 48V-Q2 1500mm | black |
| <b>CX-MD15-WH</b> | 48V-Q2 1500mm | white |
| <b>CX-MD20-BL</b> | 48V-Q2 2000mm | black |
| <b>CX-MD20-WH</b> | 48V-Q2 2000mm | white |

48V-Q2 EMBEDDED  
BRACKET



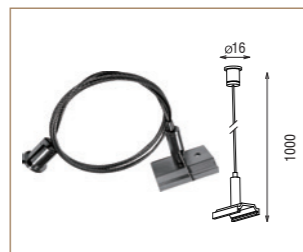
**CX-MD24** 48V-Q2 for CX-MD10/15/20  
+ 2 screws

48V-Q1  
SUSPENSION SET



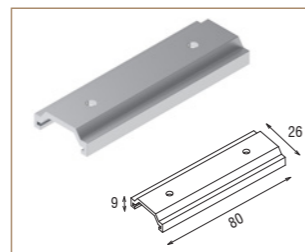
**CX-M020** 48V-Q1 1m CX-M10/15/20

48V-Q2  
SUSPENSION SET



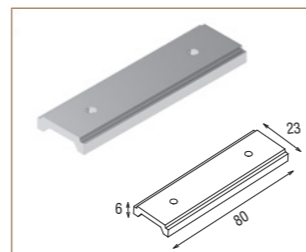
**CX-M021** 48V-Q2 1m CX-MA10/15/20

48V-Q1 ALUMINIUM  
CONNECTION



**CX-M022** 48V-Q1 CX-M10/15/20 mini

48V-Q2 ALUMINIUM  
CONNECTION



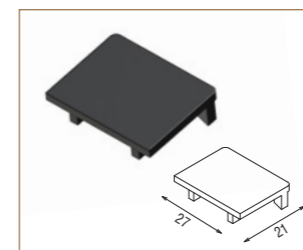
**CX-M023** 48V-Q2 CX-MA10/15/20

48V-Q1 ENDCAP  
HOLE MINI



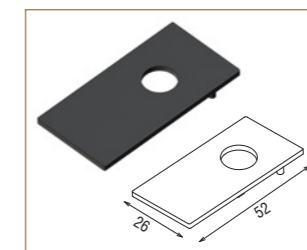
**CX-M025-BL** 48V-Q1 for CX-M10/15/20 black  
**CX-M025-WH** 48V-Q1 for CX-M10/15/20 white

48V-Q1 ENDCAP  
CLOSED MINI



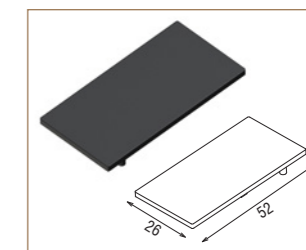
**CX-M026-BL** 48V-Q1 for CX-M10/15/20 black  
**CX-M026-WH** 48V-Q1 for CX-M10/15/20 white

48V-Q2 ENDCAP  
HOLE HIGH



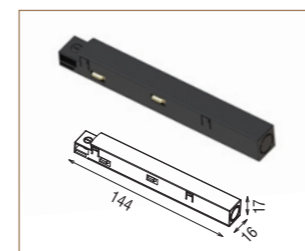
**CX-M029-BL** 48V-Q2 black  
**CX-M029-WH** 48V-Q2 white

48V-Q2 ENDCAP  
CLOSED HIGH



**CX-M030-BL** 48V-Q2 black  
**CX-M030-WH** 48V-Q2 white

48V-Q1/Q2  
END FEED



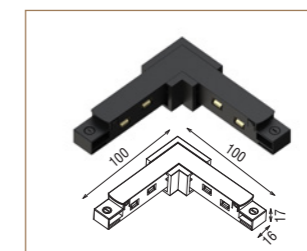
**CX-M031-BL** 48V-Q1/Q2 black  
**CX-M031-WH** 48V-Q1/Q2 white

48V-Q1/Q2  
STRAIGHT JOINT



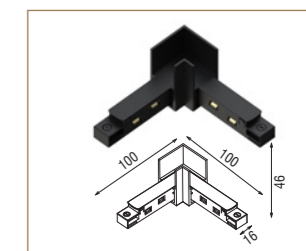
**CX-M032-BL** 48V-Q1/Q2 black  
**CX-M032-WH** 48V-Q1/Q2 white

48V-Q1  
CONNECTOR MINI



**CX-M033-BL** 48V-Q1 L mini black  
**CX-M033-WH** 48V-Q1 L mini white

48V-Q2  
CONNECTOR HIGH



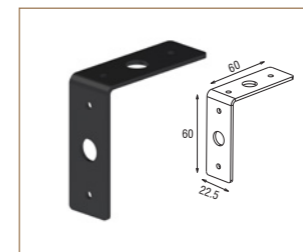
**CX-M034-BL** 48V-Q2 L high black  
**CX-M034-WH** 48V-Q2 L high white

48V-Q1/Q2 FLEXIBLE  
CONNECTOR



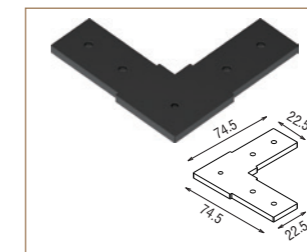
**CX-M035-BL** 48V-Q1/Q2 black  
**CX-M035-WH** 48V-Q1/Q2 white

48V-Q2 ANGLE  
CONNECTION BRACKET



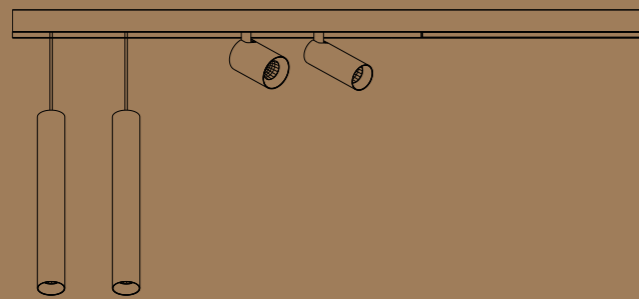
**CX-M036** 48V-Q2 high black

48V-Q2  
CONNECTOR SHEET



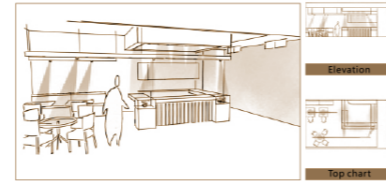
**CX-M037-BL** 48V-Q2 L high black

# INSTALLATION MANUAL



**Q-Line series**  
48V TRACK SYSTEM

## CAFE



## OFFICE



## STORE



## SHOWROOM



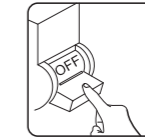
## BAR



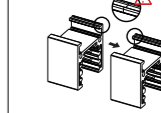
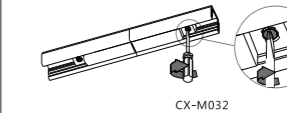
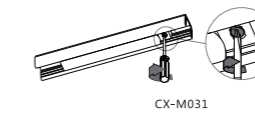
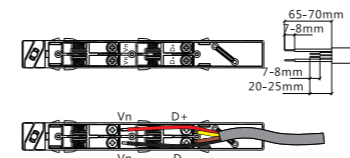
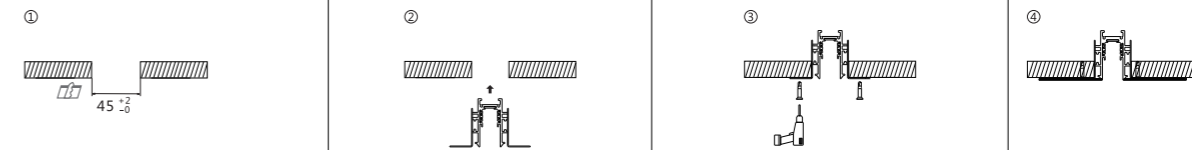
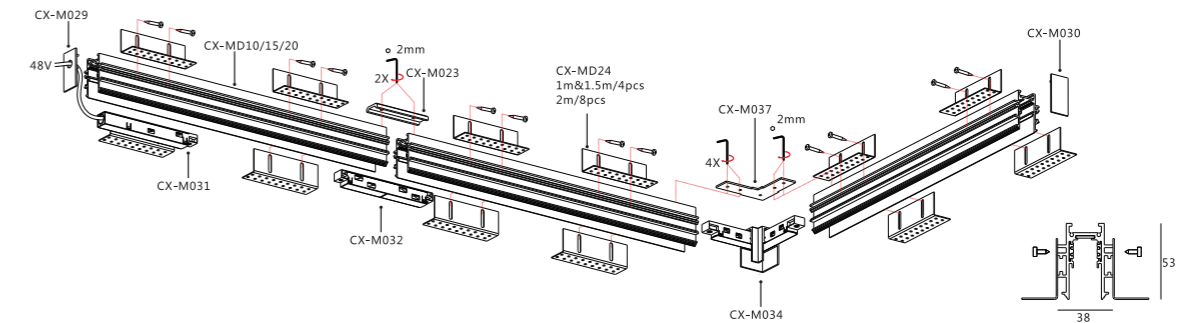
## RECESSED TRACK

48V TRACK SYSTEM

Q2



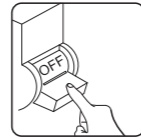
Turn off the power supply before carrying out any installation, maintenance or repair work



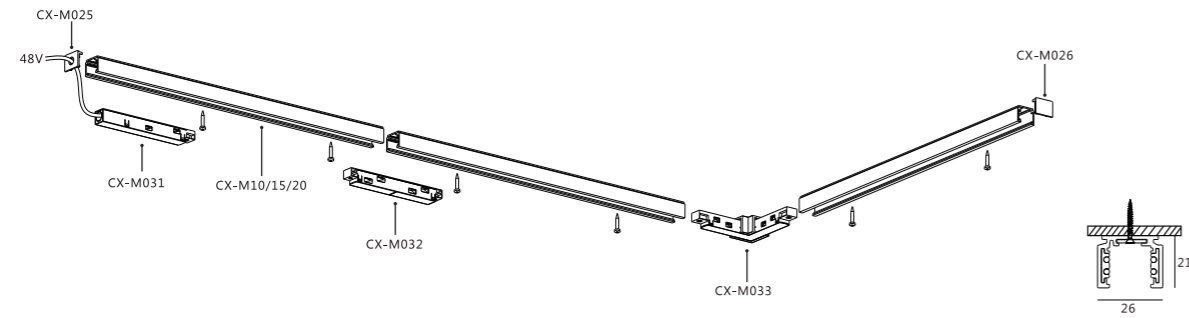
## SURFACE TRACK

48V TRACK SYSTEM

Q1



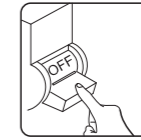
Turn off the power supply before carrying out any installation, maintenance or repair work



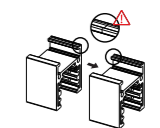
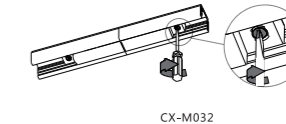
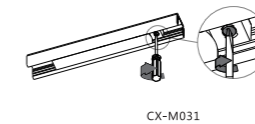
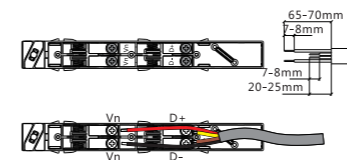
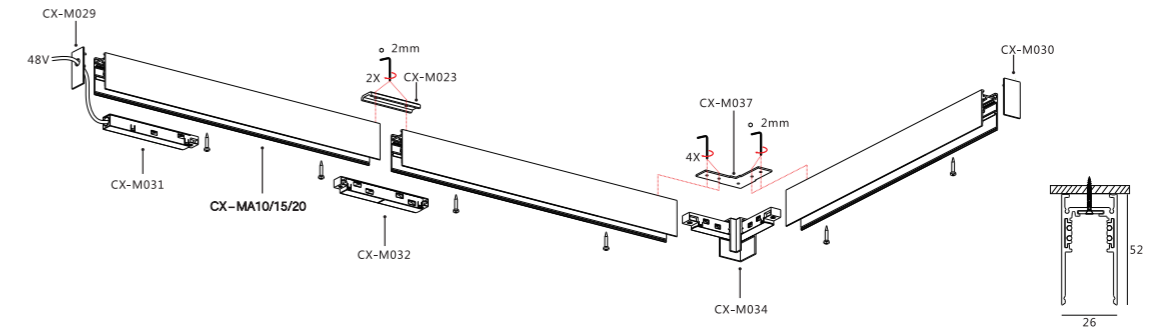
## SURFACE TRACK

48V TRACK SYSTEM

Q2



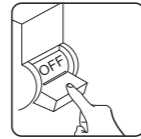
Turn off the power supply before carrying out any installation, maintenance or repair work



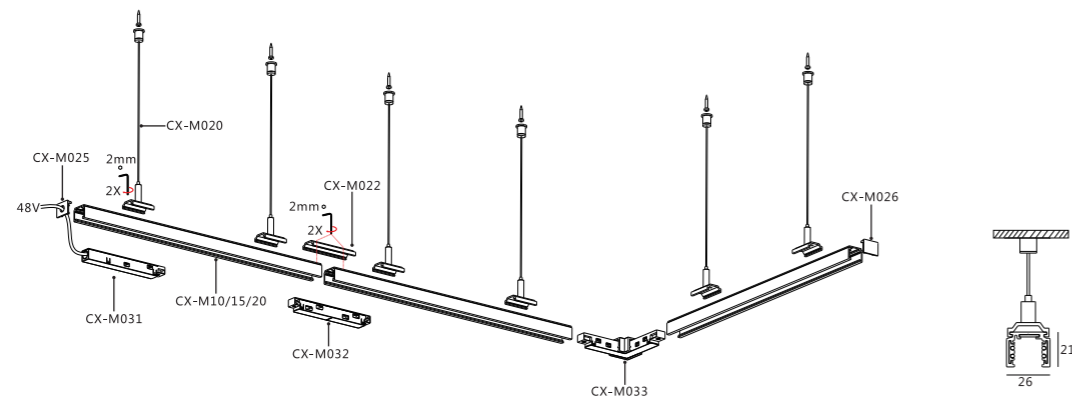
## SUSPENDED TRACK

48V TRACK SYSTEM

Q1




Turn off the power supply before carrying out any installation, maintenance or repair work



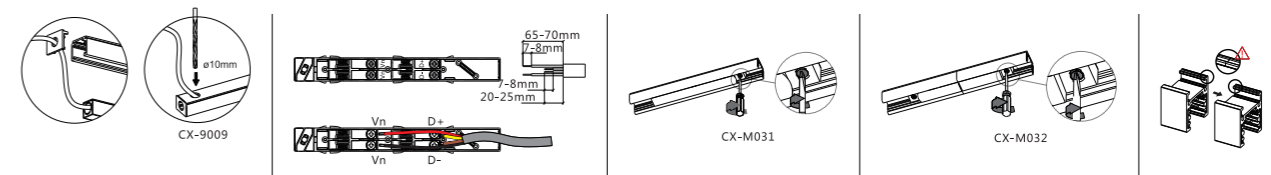
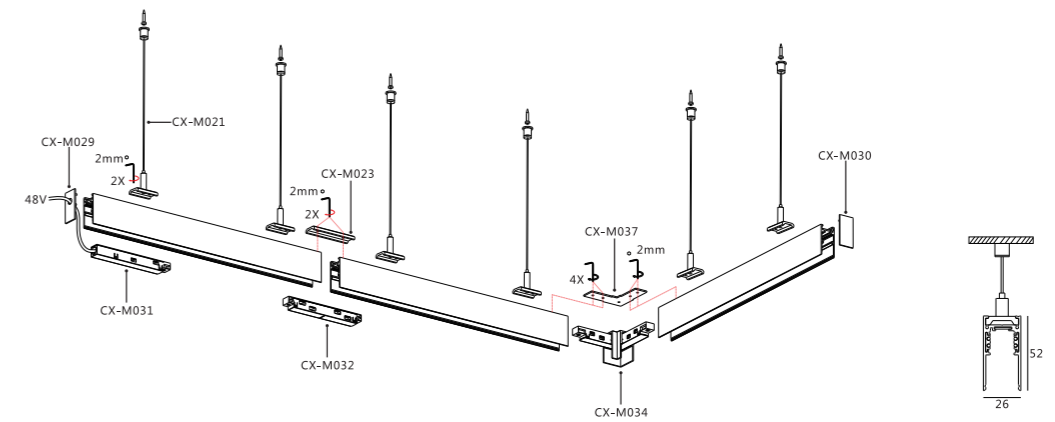
## SUSPENDED TRACK

48V TRACK SYSTEM

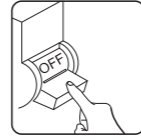
Q2



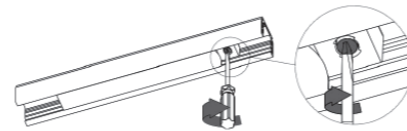
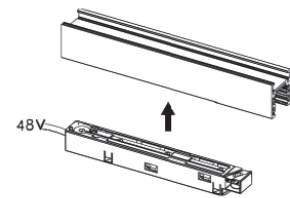
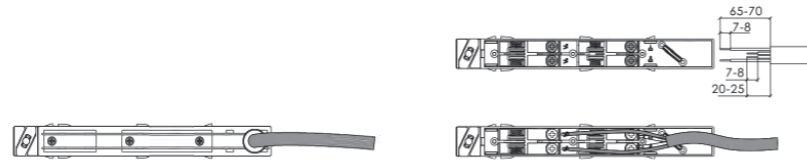
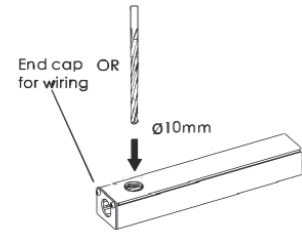
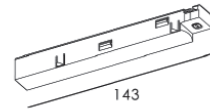
Turn off the power supply before carrying out any installation, maintenance or repair work



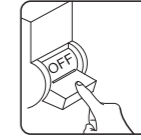
**END FEED**  
48V TRACK SYSTEM



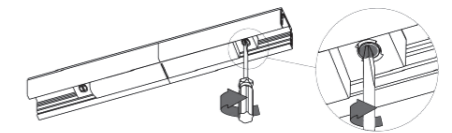
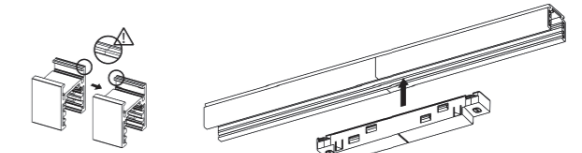
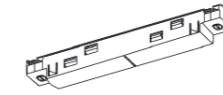
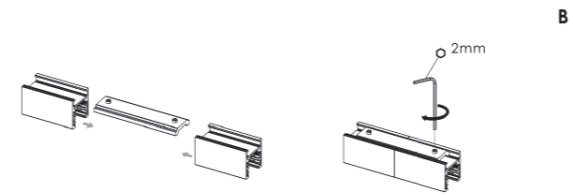
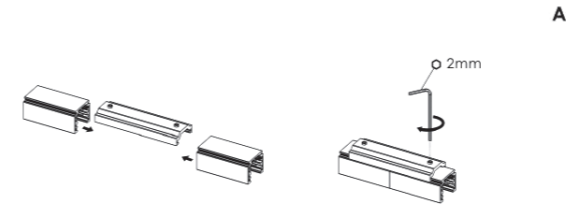
Turn off the power supply before carrying out any installation, maintenance or repair work



**STRAIGHT JOINT**  
48V TRACK SYSTEM

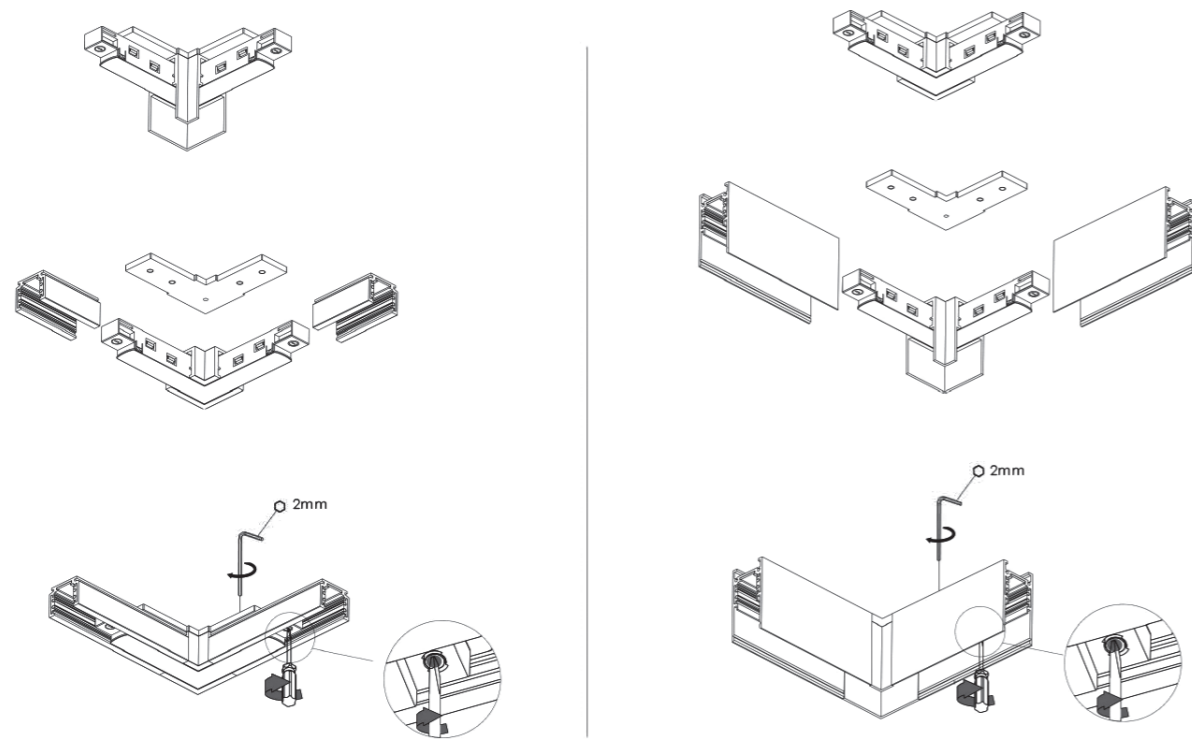


Turn off the power supply before carrying out any installation, maintenance or repair work



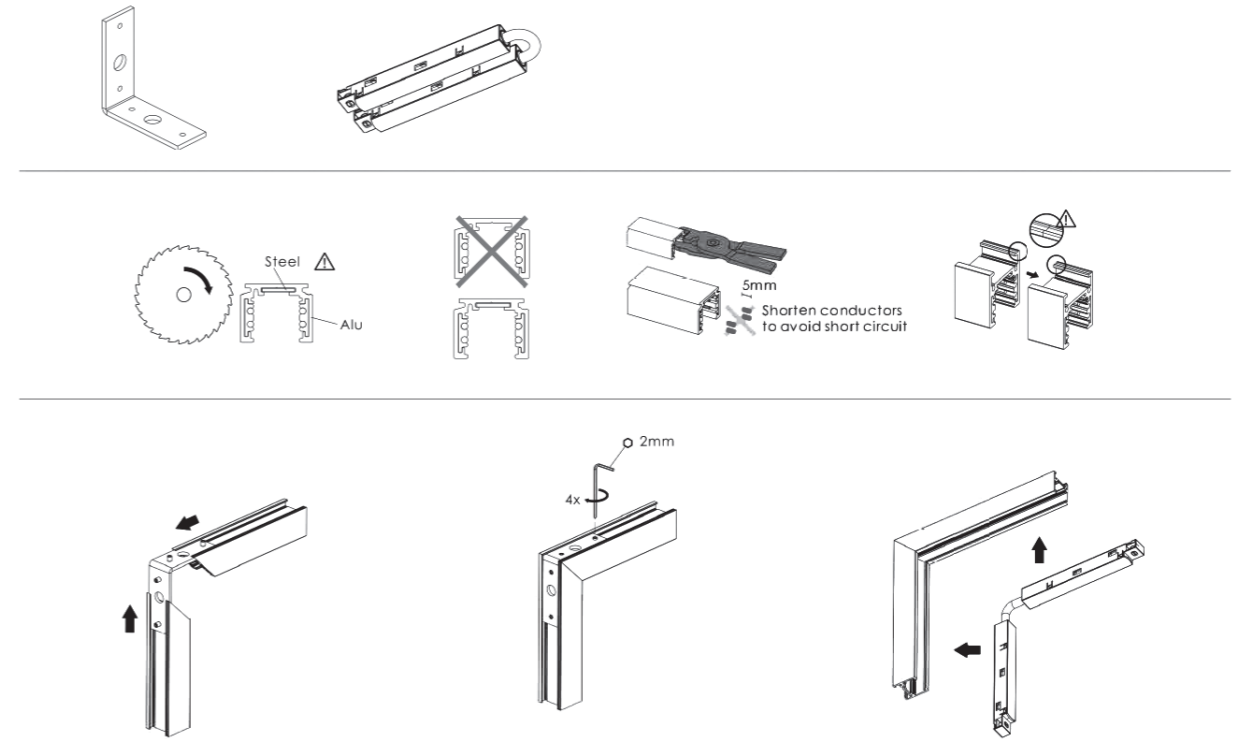
**PART A**

48V TRACK SYSTEM



**PART B**

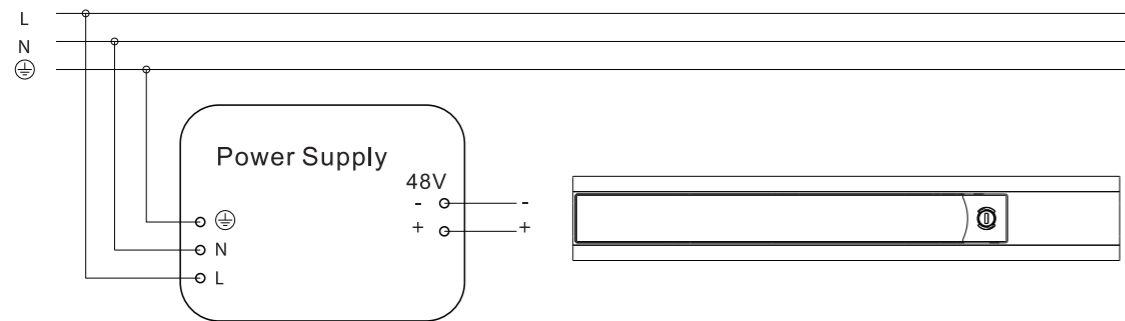
48V TRACK SYSTEM



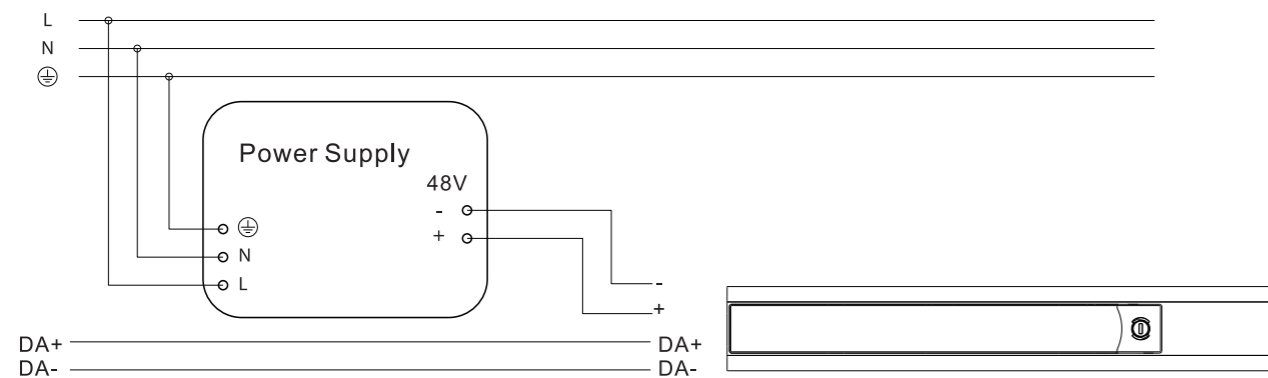
## WIRING DIAGRAMS

48V TRACK SYSTEM

On/Off



Dali



KARIZMA luce



# Contact.

## Karizma Luce B.V.

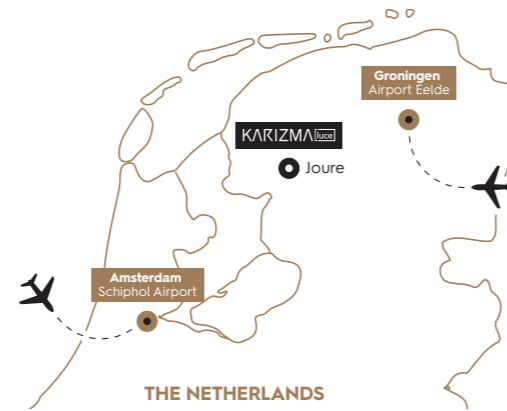
📍 Sneekermeer 4A, 8502 TP Joure

☎ +31 513 226008

🌐 karizmaluce.com

✉ info@karizmaluce.com

Follow us [in](#) [@](#) [p](#)



### Sales Benelux

☎ +31 (0) 513 226 008

✉ info@karizmaluce.com

### Sales Worldwide

☎ +31 (0) 513 760 609

✉ info@karizmaluce.com

### Finance Department

☎ +31 (0) 513 760 604

✉ administratie@karizmaluce.com



Scan the QR code to visit our website.

KARIZMALUCE.COM